




# SYRACUSE: BY THE NUMBERS

## Eviction

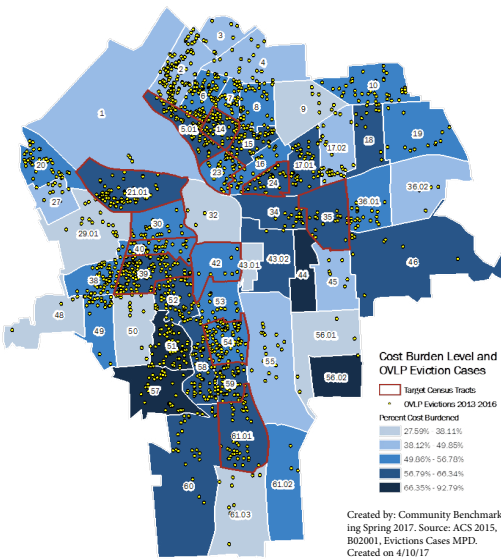
Eviction case data provided by the Volunteer Lawyers Project of Onondaga County (OnVLP). Data is from October 17, 2012 - January 16, 2017 and only contains eviction cases for which OnVLP provided legal representation. These numbers are most likely a large underestimate of total eviction in Syracuse.



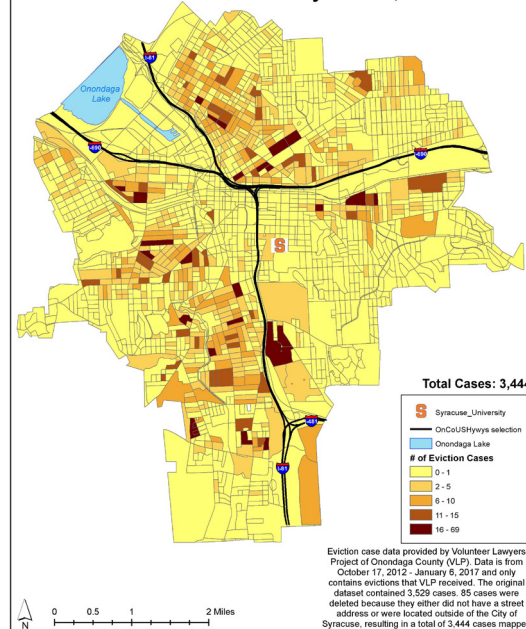
**61.2%** of housing units are renter-occupied. **54.5%** of Syracuse residents live in these rental units.

**57.4%** of renters in Syracuse are housing cost burdened, with only **8.5%** of housing units subsidized to be affordable.

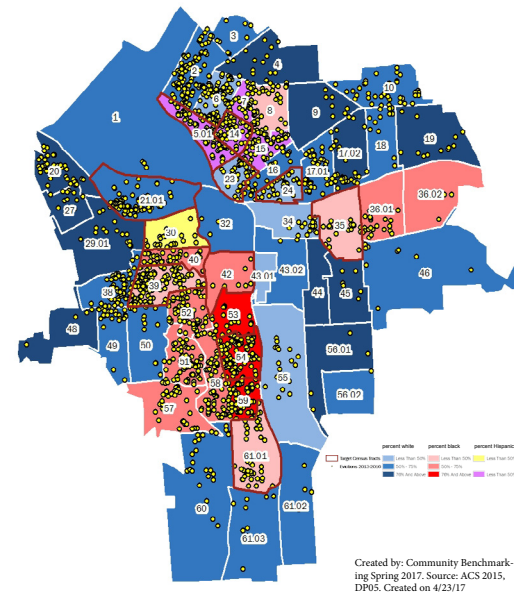
OnVLP Evictions by Percentage of Individuals Cost Burdened in Syracuse, NY 2013 - 2016



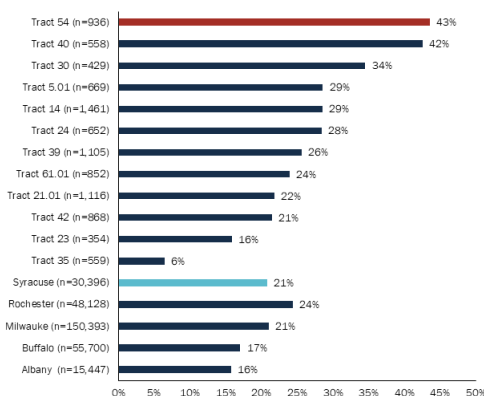
VLP Eviction Cases by Census Block 10/17/12 - 1/6/17 in Syracuse, NY



Segregation by Predominant Race with OnVLP Eviction Cases, Syracuse, NY 2013 - 2016



Percent of Children Under 17 Living in a Different House Less Than A Year Ago by Census Tract, City of Syracuse (ACS 2011-2015)



Median Monthly Rent:  
**\$719**

Living Below the Poverty Line  
**33.6%** of residents  
**25.9%** of families  
**40.9%** of families with children under 5

Percent of the Population That Lived in a Different House A Year Ago by Census Tract in the City of Syracuse (ACS 2011 - 2015)

